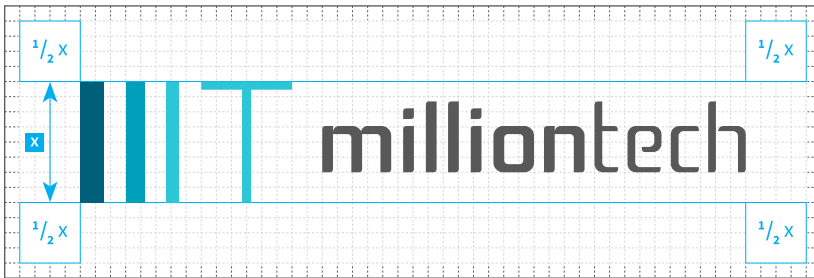


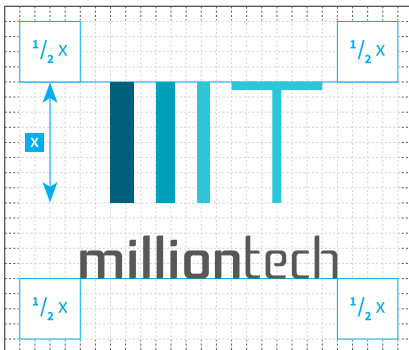
Digital

Master Logo artwork with transparent clear space border located on LOGO LAYER
(You may see the clear space border in "outline mode")

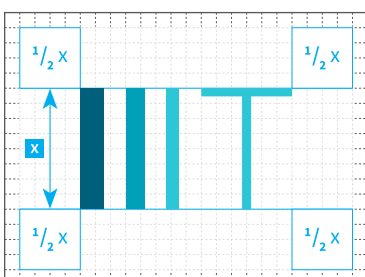
A PRIMARY LOGO



B SECONDARY LOGO



C STAND-ALONE LOGOMARK



RGB R0 / G96 / B124
Web #00607C

RGB R0 / G160 / B186
Web #00A0BA

RGB R45 / G198 / B214
Web #2DC6D6

RGB R88 / G88 / B88
Web #585858

WHAT IS CLEAR SPACE

Clearspace provides breathing room to the logo and eliminates visual clutter (text, graphic elements or other logos) that can compete with logo legibility – thereby diminishing the effectiveness of the logo.

COMPUTATION

The safety area around the logo is equal to 50% of the 'x' height of the logomark on all four sides. (Clearspace = Height of logomark/2).

A. PRIMARY LOGO

Minimum Size: 120 pixels (W) at 72 dpi.

B. SECONDARY LOGO

Minimum Size: 70 pixels (W) at 72 dpi.

C. STAND-ALONE LOGOMARK

Minimum Size: 40 pixels (W) at 72 dpi.